



# EcoQuip<sup>2</sup> Vapor Abrasive Blast Equipment

The Fast, Easy, Reliable Solution for  
Surface Prep and Coating Removal

PROVEN QUALITY. LEADING TECHNOLOGY.

# ► Redefining the Abrasive Blasting Industry with EcoQuip<sup>2</sup>

## Fast

- Quickly adjust blast pressure and media flow
- Maximum blast pressure up to 175 psi (10.3 bar) allows the operator to achieve fast removal rates
- Engineered blast circuit with minimal pressure drop

## Easy

- Set up EcoQuip 2 with just five simple steps
- Fixed pot pressure eliminates setting pot pressure relative to blast pressure
- Simple, user-friendly MediaTrak screen helps you set media flow to optimal levels

## Reliable

- Every unit is tested on state-of-the-art test bench before it ships
- Unmatched customer and technical support to assist with equipment needs
- Components tested to the toughest Graco standards
- Made in U.S.A.



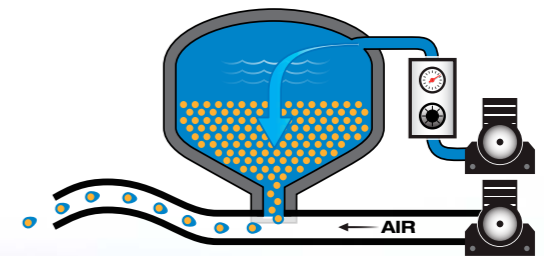
## ► What is Vapor Abrasive Blasting?

Vapor Abrasive blasting is similar to dry blasting, except that the blast media is moistened prior to impacting the surface and creates up to 92% less dust.

### Less Dust and Water Means Less Containment and Clean-up

Testing conducted by a third-party agency shows that vapor abrasive blasting suppresses up to 92% of dust compared to dry blasting. Because dust is minimized, less containment may be required and media clean-up time can be reduced. Since EcoQuip 2 uses less water than slurry or other water-based technologies, pools of water aren't left behind, and there is less need to worry about toxic runoff.

The end result with EcoQuip 2 is a cleaner, better contained process.



*Vapor Abrasive blasting affords fine control over the air pressure and water/abrasive mixture, allowing for blasting of a wider range of surfaces and reducing the amount of media.*

## ► EcoQuip<sup>2</sup> Helps Expand Your Business

EcoQuip 2 is not only versatile, but it's easy to use, allowing contractors to expand their business capabilities to include blasting. Whether you are looking to remove old paint from the siding on a home, strip paint off automotive parts, clean graffiti off concrete, or provide surface preparation for a ship, EcoQuip 2 handles it all.

### EcoQuip 2 applications




*Wood and Brick Cleaning*



*Coating and Paint Removal*



*Concrete Repair and Restoration*



*Concrete Cleaning and Surface Preparation*



*Steel Surface Preparation*

# ► A Range of Pressure Settings for Any Application

Determining the correct blast pressure depends on the application, abrasive media type and production requirements.

There isn't a cut-and-dried answer as it often varies depending on the project specifications. However, there are general guidelines that many blasters follow. The illustration below depicts typical pressures for common applications. It's always best to start at a lower pressure and work your way up.



## 56-90 psi

Concrete Cleaning, Building Restoration, Line Stripe Removal, Pitted Paint Removal, Rust Removal, Loose Mill Scale Removal

## 25-55 psi


Monument Restoration, Cleaning Soft Stone, Wood, Aluminum, Restoration and Remediation, Efflorescence Removal, Graffiti Removal, Parts Cleaning

## 91-120 psi

Concrete Surface Prep, Exposing Aggregate, Steel Surface Prep, Mill Scale and Coating Removal

## 121-175 psi

White Metal Blast to Near White Metal Blast, Tight Mill Scale Removal, Removal of Layered Coatings and Polyurea Removal





*Remember... the size of your compressor and the cfm output greatly influences what your pressure setting will be and what nozzle to choose. See manual #3A3489 for more information.*

## ▶ EcoQuip<sup>2</sup> Works With a Variety of Abrasives

Media can be expensive, so you want a machine that uses the least amount possible to get the job done quickly while providing good control over water and media usage. EcoQuip 2 uses MediaTrak and an abrasive meter to quickly and easily set and monitor the abrasive consumption rate. MediaTraks<sup>®</sup> user-friendly screen helps you set media flow to optimal levels for the most effective blast. It tracks the pump cycle rate and keeps a grand total so you can schedule maintenance at regular intervals to ensure you always get the best performance from EcoQuip 2.

In addition, Graco's EcoQuip 2 handles a range of media sizes from coarse to fine (12 - 150 grit), any media heavier than water, and one that won't rust in the tank (i.e. steel shot). **Below is an example of some common media types.**

### Abrasives\*

							
	Garnet	Crushed Glass	Coal Slag	Glass Beads	Plastic	Walnut Shells	Baking Soda
MESH SIZE	30 - 120	30 - 400	12 - 80	30 - 325	12 - 80	6 - 100	40 - 325
HARDNESS (MOHS)	7 - 7.5 MOHS	5.5 - 7 MOHS	6 - 7.5 MOHS	5.5 - 6 MOHS	3 - 4 MOHS	3 - 4 MOHS	2 - 2.5 MOHS
DENSITY (Spec. Grav.)	3.5 - 4.3 SG	2.5 SG	2.7 SG	2.5 SG	1.5 SG	1.2 - 1.35 SG	2.2 SG
SHAPE	Sub Angular	Angular	Angular/ Sub-Angular	Rounded	Angular	Sub-Angular	Sub-Angular
COST	\$\$\$	\$	\$	\$\$\$	\$\$\$	\$\$\$	\$\$
PROFILE							
COMMON APPLICATIONS	Concrete and Steel Surface Preparation, Rust, Layered Coating and Mill Scale Removal	Concrete Surface Preparation, Concrete Restoration & Repair, Fiberglass Paint Removal	Steel Surface Preparation, Rust, Coating and Mill Scale Removal	Cleaning Wood, Aluminum and Other Soft Surfaces, Efflorescence Removal	Cleaning Soft, Delicate Surfaces, Aircraft, Auto and Boat Part Cleaning	Cleaning Wood, Aluminum and Other Delicate Surfaces, Paint, Dirt or Grease Removal	Graffiti Removal, Brick and Sandstone Cleaning, Auto Body and Parts Restoration

\*EcoQuip handles any abrasive media heavier than water.

# ▶ EcoQuip<sup>2</sup> Eqp is the Portable Solution

Whether you need our smaller more portable Eqp, a larger skid unit for high production jobs, or both machines to handle a range of projects, Graco's EcoQuip 2 line provides a seamless experience with equipment that is easy to use.

## Easy-to-use Controls

- Blast air pressure
- Abrasive meter
- Selector valve for washdown or blast

## Air Inlet Connection

- Universal, Chicago-style claw fitting, common to most 185 CFM compressors (5.3 m<sup>3</sup>/min)

## Abrasive Metering Valve

- Precise control of media
- Lockable set-point

## Water/Media Vessel

- 2.0 cu ft (57 L) capacity
- Blast for up to 90 minutes between refills
- Works with coarse, fine or non-destructive media
- Uses less than 1 qt/min (1.06 L/min) of water

## Abrasive Supply Line

- Quick-release cam and groove connection
- Easy access shut-off valve

## Portable Cart with Lift Handles

- Weighs only 220 lbs (99.8 kg)
- Easily transports between jobs
- Slide rails for easy loading



## Media Funnel and Pop Up Seal

- Removable for clean-out access
- Built-in strainer

## Quick Fill Valve

- Speeds up the fill/flush process with garden hose pressure

## Blast Hose Connection

- Accepts 0.5 in or 1 in blast hose

## Water Inlet Connection

- Garden hose, siphon or water tank supply options

## Blast Hose Control Lines

- Pneumatic operation
- Blasts up to 150 ft (45 m) from machine

## Flat-free Wheels

- Rugged and durable to get around your job-site smoothly



# ► Built With You in Mind

All EcoQuip 2 Vapor Abrasive Blast Equipment is engineered with the kind of features that will make your work day more efficient and productive. It's exhaustively tested and re-tested to make sure every detail works to Graco's industry leading standards of excellence.

### Lift Rings

- Fully loaded lift capacity

### Heavy-duty Roto-molded Tank

- Water hose hook-up
- Capacity for typical 8-hr day

### Ventless Pot

- No trapped air - consistent blast pattern
- Two layer A-coat/ powder coat for maximum corrosion resistance
- Patent-pending

### Pallet Jack and Fork Truck Accessible

- Easy to move
- Access from all sides



EcoQuip 2 EQs

### MediaTrak™

- Easily monitors media usage



### Blast Pressure Regulator

- Set blast pressure for desired performance

### Selector Valve

- Select between washdown or blast

### Water Dose Meter

- Additional dust-suppression

### Abrasive Meter

- Set abrasive meter for desired performance



# ► Double Your Production With One Machine

Multiple factors need to be considered when selecting the correct surface preparation equipment for large projects. Equipment that has a high-production rate, and the capability to complete the job quickly, allows for a marine vessel, storage tank, pipe or other asset to be returned to service quickly.

## Lift Rings

- Fully loaded lift capacity

## 120 gal Water Tank

- Large enough for 1 ½ refills of pressure pot

## High Capacity Water Pump

- Uses larger, robust Merkur air motor for performance in all conditions

## 12 cubic ft Pressure Pot

- Larger pot allows for long blast time with two nozzles

## Durable Coated Frame

- Fully welded design for robust environments

## Large, Single Control Panel

- Simple, intuitive design allows for easy control

## Water Dose Meter

- Additional dust-suppression

## Dual Line Control Logic (patent pending)

- Allows for consistent abrasive flow for dual blasting

## Fork Truck Accessible

- Easy to move around jobsite



EcoQuip 2 EQs Dual Line

# ► Which System is Right For You?

The Graco EcoQuip 2 line of Vapor Abrasive Blast equipment is built with your needs in mind. Depending on your job requirements, Graco has you covered.



	Portable/Mobile		Skids			Trailers	
MODEL	EcoQuip 2 EQp	EcoQuip 2 EQm	EcoQuip 2 EQs	EcoQuip 2 EQs elite	EcoQuip 2 EQs Dual Line	EcoQuip 2 EQ200t elite (T4f)	EcoQuip 2 EQ400t elite (T4f)
<b>Pot Coating</b>	A-Coat/Powder	A-Coat/Powder	A-Coat/Powder	A-Coat/Powder	A-Coat/Powder	A-Coat/Powder	A-Coat/Powder
<b>Pot Volume</b>	2.0 cu ft (57 L)	3.5 cu ft (99 L)	6.5 cu ft (184 L)	6.5 cu ft (184 L)	12 cu ft (340 L)	6.5 cu ft (184 L)	6.5 cu ft (184 L)
<b>Water Tank</b>	Polyethylene (accessory only)	Polyethylene (accessory only)	Polyethylene	Polyethylene	Polyethylene	Aluminum, built into trailer	Aluminum, built into trailer
<b>Enclosure</b>	Coated	Coated	Coated	Stainless Steel	Coated	Stainless Steel	Stainless Steel
<b>Blast Circuit</b>	5/8 in (16 mm)	1.00 in (25 mm)	1.50 in (38 mm)	1.50 in (38 mm)	1.50 in (38 mm)	1.50 in (38 mm)	1.50 in (38 mm)
<b>Frame</b>	None	None	Coated	Stainless Steel	Coated	N/A	N/A
<b>Max Compressed Air Flow Rate</b>	300 cfm	500 cfm	900 cfm	900 cfm	900 cfm per nozzle	210 cfm	400 cfm
<b>Max Blast Pressure</b>	150 psi (10.3 bar)	175 psi (12.1 bar)	175 psi (12.1 bar)	175 psi (12.1 bar)	150 psi (10.3 bar)	100 psi (6.8 bar)	150 psi (10.3 bar)
<b>Water Dose</b>	Not Included	Not Included	Yes	Yes	Yes	Yes	Yes
<b>Nozzle supplied with</b>	#5 or #6	#7	#8 High Performance	#8 High Performance	(2x) #8 High Performance	N/A	N/A
<b>Dimensions – L x W x H</b>	26.27 x 28.62 x 41.375 in	35.1 x 25.7 x 47.4 in	59.76 x 46.26 x 56 in	59.76 x 46.26 x 56 in	79 x 40 x 55 in	182 x 76 x 75 in	215 x 86.7 x 80.4 in
<b>Weight - Dry</b>	220 lbs	370 lbs	1070 lbs	1070 lbs	1326 lbs	6600 lbs (GVWR)	9999 lbs (GVWR)
<b>Manual</b>	3A4802	3A3489	3A3489	3A3489	3A6838	3A3489	3A3489

\* Works with EcoQuip EQm and EQp 25 gallon water tank.

# ▶ EcoQuip<sup>2</sup> Technology Leads the Way

## EcoQuip 2 EQp

Powerful. Portable. Professional.

Weighing only 220 lbs (99.8 kg), the EQp is easy to take from one surface preparation job to another. This powerful machine can blast up to 150 psi and can handle most of what a 375 cfm compressor delivers, but is optimized to work well with a 185 cfm compressor. In addition, it can blast for up to 90 minutes between refills.

- Portable cart with lift handles – weighs only 220 lbs (99.8 kg)
- Low water usage, less mess – uses less than 1 qt/min of water
- Blast pressures up to 150 psi (10.3 bar)
- Pot size of 2.0 cubic ft (57 L) - holds approximately (4) 55 lb bags of media



Model	PN	BLAST CONTROL		ATEX	Description
		Pneumatic*	Electric*		
EQp	278860				Portable units have coated enclosure and water inlet regulator for hose connection.
EQp	278861*	X		X	
EQp	278862*	X		X	

\*Packages include 50 ft (15 m) blast hose with pneumatic blast controls, #5 or #6 standard nozzle.

## EcoQuip 2 EQs

High production, entry level skid unit

Graco's EcoQuip 2 EQs vapor blasting equipment is a standalone unit designed to tackle most typical blasting projects. The EQs is built according to tough standards and can be set safely on a platform or a ship deck.

- Entry level skid with same performance as higher production units
- Fits inside a 6 ft truck bed for easy transport
- Coated crash frame and enclosure
- 6.5 cubic ft (184 L) pot - holds approximately (16) 55 lb bags of media



Model	PN	BLAST CONTROL		ATEX	Description
		Pneumatic*	Electric*		
EQs	262960				Standard models have coated crash frame and enclosure.
EQs	262962*	X			
EQs	262963*		X		
EQs	262964*	X		X	

\*Packages include 100 ft (30 m) of blast hose for pneumatic blast controls and 150 ft (45 m) of blast hose for electric blast controls, and # 8 HP nozzle.

## EcoQuip 2 EQm

Portable, mid-sized unit

With a small footprint and built-in hand truck with over-sized wheels, the EQm is ideal for small jobsites and blasting in unconventional areas. In addition, this compact blaster is capable of handling any type of project, from cleaning to surface preparation.

- Stand-alone unit on wheels
- Blast pressure ranging from 25-175 psi (1.7-12.1 bar)
- Oversized wheels for easy portability
- Pot size of 3.5 cubic ft (99 L) - holds approximately (8) 55 lb bags of media



Model	PN	BLAST CONTROL		ATEX	Description
		Pneumatic*	Electric*		
EQm	262950				Mobile units have coated enclosure and water inlet regulator for hose connection.
EQm	262952*	X			
EQm	262953*		X		
EQm	262954*	X		X	

\*Packages include 100 ft (30 m) blast hose with electric or pneumatic blast controls (machine accepts either type of hose), #7 standard nozzle and tool kit.

## EcoQuip 2 EQs elite

High production, fully-loaded system

The EcoQuip 2 EQs Elite is built for contractors that want the best. Equipped with a stainless steel crash frame and enclosure, media strainer, water dose valve, this fully-loaded system makes it easy to get setup faster and start making money.

- Fits inside a 6 ft truck bed for easy transport
- Built to handle the toughest work conditions
- Crash frame supports 5x lift rating of machine
- 6.5 cubic ft (184 L) pot - holds approximately (16) 55 lb bags of media



Model	PN	BLAST CONTROL		ATEX	Description
		Pneumatic*	Electric*		
EQs elite	262970				Elite models include SST crash frame, SST enclosure, water dose valve, air inlet filter/ball valve and media strainer kit.
EQs elite	262972*	X			
EQs elite	262973*		X		
EQs elite	262974*	X		X	

\*Packages include 100 ft (30 m) of blast hose for pneumatic blast controls and 150 ft (45 m) of blast hose for electric blast controls, and # 8 HP nozzle.

# ► EcoQuip<sup>2</sup> Technology Leads the Way



## EcoQuip 2 EQs Dual Line

Twice the production rate

Graco's EcoQuip EQs Dual Line features two outlets and a large pressure pot capable of blasting up to four hours with two blasters at once. Select a skid with the 120 gallon water tank for job sites without a pressurized water source. Get your project up and running quickly with this high production machine.



Model	PN	BLAST CONTROL			Description
		Pneumatic*	Electric*	ATEX	
EQs Dual Line	282950				Dual Line models include a 12 cubic ft (340 L) blast pot, high capacity water pump and a single control panel.
EQs Dual Line	282952*	X			
EQs Dual Line	282953*		X		
EQs Dual Line	282954*	X		X	

\*Packages include (2) 100 ft (30 m) of blast hose for pneumatic blast controls and (2) 150 ft (45 m) of blast hose for electric blast controls and (2) #8 HP nozzles.

Model	PN	BLAST CONTROL			Description
		Pneumatic*	Electric*	ATEX	
EQs Dual Line	282960				Dual Line models include a 12 cubic ft (340 L) blast pot, 120 gallon water tank, high capacity water pump and a single control panel.
EQs Dual Line	282962*	X			
EQs Dual Line	282963*		X		
EQs Dual Line	282964*	X		X	

\*Packages include (2) 100 ft (30 m) of blast hose for pneumatic blast controls and (2) 150 ft (45 m) of blast hose for electric blast controls and (2) #8 HP nozzles.

## EcoQuip 2 EQ200t elite

Mid-tier towable abrasive blasting trailer complete with integrated blast system and diesel compressor

Designed for mid to high production projects, the EQ200t is a self-contained trailer with engine and compressor (210 CFM @ 100 PSI). The trailer also comes without a compressor, making it easy to add your own.



Model	PN	Emissions	Description
EQ200t elite	279990	T4f	Trailer is elite model, which includes water dose valve, SST enclosure and kit. Blast hose and nozzle* sold separately.
EQ200t elite	279960		Same package as PN 279990, but without a compressor.

\*Electric or pneumatic blast controls ordered separately.

## EcoQuip 2 EQ400t elite

Largest towable abrasive blasting trailer complete with integrated blast system and diesel compressor

The EcoQuip 2 EQ400t is designed for the toughest high production projects and comes with two trailer options. Select a Tier 4f compressor (400 CFM @ 150 PSI) or add your own compressor and order the compressor-less trailer.



Model	PN	Emissions	Description
EQ400t elite	279980	T4f	Trailer is elite model, which includes water dose valve, SST enclosure and kit. Blast hose and nozzle* sold separately.
EQ400t elite	279970		Same package as PN 279980, but without a compressor.

\*Electric or pneumatic blast controls ordered separately.

# ► EcoQuip<sup>2</sup> Blast Hose and Accessories

## Graco Blast Hose

Designed for flexibility and ergonomics, Graco blast hose can reduce fatigue and improve jobsite efficiencies while withstanding rugged blasting environments. Graco branding and identification of its standard 175 psi (12 bar, 1.2 MPa) pressure rating, 1 in or 1.25 in diameter helps customers easily know which hose to use with EcoQuip 2 vapor abrasive blast equipment. Brass fittings are designed to last longer than plastic and are used on both standard and elite units. The new Graco hoses are also grounded for ATEX marked equipment.



## Graco Nozzle Extension and Handles

Blasting on horizontal or large vertical surfaces is tough duty. Use Graco nozzle extensions for less fatigue when tackling the toughest jobs. The extension goes between the hose and any Graco nozzle. The kit comes with both handles for convenience.

#26A029 shown



## Graco Nozzles

Graco now offers eight nozzle choices to fit the wide range of blasting applications in commercial and industrial markets. Nozzles have a silicon carbide blend insert for long life.

- Available in the following stainless steel, standard and high performance sizes:
- #3 SST, #4 SST, #5 SST (for .05 in hose)
  - #5, #6, #7, #8, #10, #12, #6 HP, #7 HP, #8 HP, #10 HP (for 1 in or 1.25 in hose)



# ► Blast Hose Ordering Information

---

## Blast Hoses

### *Pneumatic Blast Control*

<b>24Z140</b>	1/2 in Pneumatic control blast hose, 50 ft (15 m)
<b>24Z141</b>	1/2 in Pneumatic extension blast hose, 50 ft (15 m)
<b>26A075</b>	1 in Pneumatic control blast hose, 50 ft (15 m)
<b>26A077</b>	1 in Pneumatic extension blast hose, 50 ft (15 m)
<b>26A025</b>	1.25 in Pneumatic control blast hose, 50 ft (15 m)
<b>26A027</b>	1.25 in Pneumatic extension blast hose, 50 ft (15 m)

## Blast Hoses

### *Electric Blast Control*

<b>26A074</b>	1 in Electric control blast hose, 50 ft (15 m) (mini plugs)
<b>26A076</b>	1 in Electric extension blast hose, 50 ft (15 m) (mini plugs)
<b>28A074</b>	1 in Electric control blast hose, 50 ft (15 m) (standard plugs)
<b>28A076</b>	1 in Electric extension blast hose, 50 ft (15 m) (standard plugs)
<b>26A024</b>	1.25 in Electric control blast hose, 50 ft (15 m) (mini plugs)
<b>26A026</b>	1.25 in Electric extension blast hose, 50 ft (15 m) (mini plugs)
<b>28A024</b>	1.25 in Electric control blast hose, 50 ft (15 m) (standard plugs)
<b>28A026</b>	1.25 in Electric extension blast hose, 50 ft (15 m) (standard plugs)

## Blast Hose Parts & Accessories

<b>17D788</b>	Pneumatic blast control switch
<b>17L331</b>	Electric blast control switch (mini plug)
<b>EQ5194</b>	Electric blast control switch (standard plug)
<b>17D786</b>	Hose restraint / whip check
<b>17D787</b>	Blast hose coupler pin kit (6 pack)
<b>17C124</b>	Hose couple gasket. Fits either 1 or 1.25 in hoses
<b>24X746</b>	Pneumatic blast control hose replacement, 55 ft (16.8 m)
<b>24X744</b>	Pneumatic blast control hose extension, 55 ft (16.8 m)
<b>17L471</b>	Electric blast control replacement cable, 55 ft (16.8 m) (mini plugs)
<b>17F506</b>	Electric blast control replacement cable, 55 ft (16.8 m) (standard plugs)
<b>17L273</b>	Blast hose coupler replacement kit for 1 or 1.25 hose
<b>17L274</b>	Nozzle holder replacement kit for 1 or 1.25 hose
<b>17R843</b>	Nozzle holder replacement kit for 1/2 in hose
<b>17R844</b>	Blast hose coupler replacement kit for 1/2 in hose

## Bull Hoses

<b>25A253</b>	1.5 in Bull hose, 25 ft (7.6 m)
<b>25A254</b>	1.5 in Bull hose, 50 ft (15 m)

# ► System Accessories & Nozzle Ordering Information

---

## System Parts & Accessories

### EQm – EQ Skids

17K051	Pinch hose replacement kit
19A746PKG	Pinch hose replacement kit, #2 hose for EQs Dual Line
17D790	Handway gasket kit
17C129	EQm main air regulator repair kit
17C131	EQ skid main air regulator repair kit
17B186	Water pump repair kit
17L046	Abrasive ball valve replacement kit
24Z005	Inlet ball valve/strainer kit
26A022	EQm water tank kit
17K058	Water dose upgrade kit
206994	Throat seal liquid kit
17K025	Pressure pot strainer kit
17L332	Pump inlet filter kit
26A093	Water tank filter kit (5 pack)

### EQp Systems

17R840	Pinch hose replacement kit
17R833	Abrasive ball valve replacement kit
24Z788	EQp water tank kit
24Z789	Water dose kit
17R834	Water pump lower kit
17R835	Water pump repair kit
17R849	Blast regulator replacement kit
17R850	Blast regulator repair kit
17R842	Rinse line kit
17R851	Blast circuit gasket kit
17R847	Control air filter kit

## Nozzles

### Standard Nozzles

17R023	#3 Nozzle for 1/2 in blast hose
17R024	#4 Nozzle for 1/2 in blast hose
17R025	#5 Nozzle for 1/2 in blast hose
17R451	#5 Nozzle for 1 or 1.25 in blast hose
17K897	#6 Nozzle for 1 or 1.25 in blast hose
17J859	#7 Nozzle for 1 or 1.25 in blast hose
17J860	#8 Nozzle for 1 or 1.25 in blast hose
17J861	#10 Nozzle for 1 or 1.25 in blast hose
17J862	#12 Nozzle for 1 or 1.25 in blast hose

### High Performance Nozzles

17K898	#6 High Performance Nozzle for 1 or 1.25 in blast hose
17J855	#7 High Performance Nozzle for 1 or 1.25 in blast hose
17J856	#8 High Performance Nozzle for 1 or 1.25 in blast hose
17J858	#10 High Performance Nozzle for 1 or 1.25 in blast hose

### Nozzle Parts & Accessories

24Z931	1/2 in nozzle extension with handles
26A029	1 in nozzle extension with handles
17L119	Blast nozzle gasket kit (5 pack)
17J958	Nozzle pressure verification kit for 1 or 1.25 in blast hoses



## GRACO HEADQUARTERS

### WORLDWIDE HEADQUARTERS

Graco Inc.  
88 -11th Avenue N.E.  
Minneapolis, MN 55413  
Tel: 612-623-6000



# Graco Has You Covered

### Facilities Worldwide for Global Support




### Commitment to Quality Since 1926

When you choose Graco, you're investing in high-quality products built to last for years of reliable service. Moreover, we partner with our customers to better understand how you're deploying our products in the field, then use your experiences to improve performance and durability. Our goal is to exceed your quality expectations for equipment longevity, reliability and performance every day.



### Local Distribution and Support

Graco partners with authorized distributors across the globe to provide you with local sales and service support, application expertise and availability of inventory. Graco's has dedicated field experts in all areas of the world to support the products we sell so you can be assured of getting the answers you need when you need them.



### Customer Service You Can Count On

No matter where your team is in the world, we strive to provide the best customer service in the industry. We call it Graco's A+ Service. Graco's A+ Service philosophy is our promise to only deliver top-shelf (A+) service to every customer, every time. We'll listen to the situation and work to resolve it as quickly as we can.

**Contact us today!**

Call **866-361-5959** to talk with a Graco representative, or visit [www.graco.com](http://www.graco.com) for more information.

